

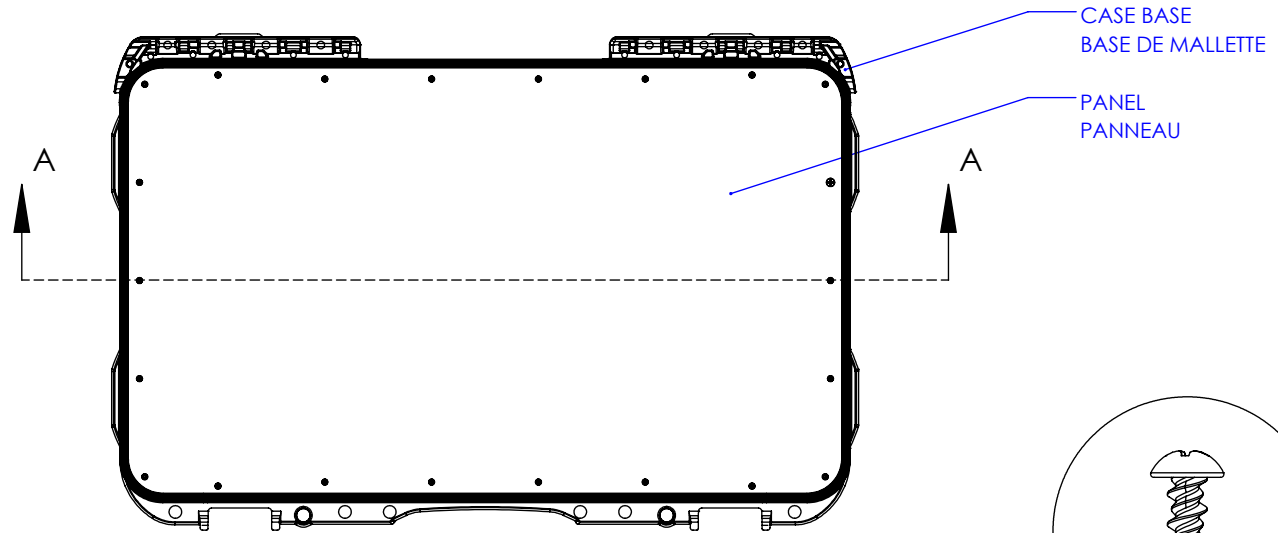
ALUMINIUM BEZEL
PLATE_BT

ALUMINUM 1/8"
MATÉRIEL_MATERIAL

938_NANUK
PRODUIT_PRODUCT


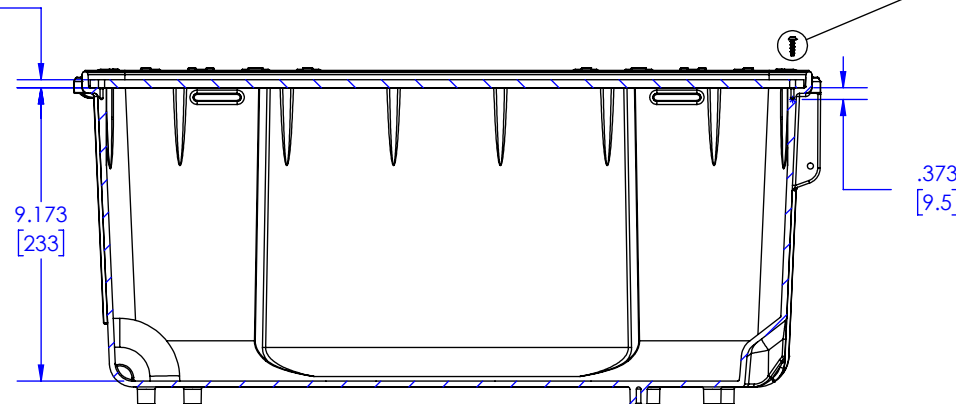
938_ALUMINIUM BEZEL PLATE_BT
a.00
DESSIN_DRAWING STATUS

±.030" [±0.6mm]
TOLÉRANCE_TOLERANCE



RECOMMENDED BEZEL PLATE THICKNESS
ÉPAISSEUR DU PANNEAU RECOMMANDÉE

.250
[6.4]



RECOMMENDED SCREW:
VIS RECOMMANDÉE :

PAN PHIL_VIS À TÊTE ÉTOILE
#6 x 1/2" HI-LO SS (22x)

SCREW HOLE DEPTH
PROFONDEUR DU TROU

DIMENSIONS EN POUCE [MILLIMETRES] SAUF SI INDiqué
DIMENSIONS ARE IN INCHES [MILLIMETERS] UNLESS OTHERWISE SPECIFIED



1059, boulevard des Entreprises Ouest
Terrebonne, QC Canada J6Y 1V2
Tel 450-628-1006 1.800.783.6883
Fax 450-628-7801 1.888.783.6883
www.plasticase.com

ALUMINIUM BEZEL PLATE_BTM

ALUMINUM 1/8"

MATÉRIEL_MATERIAL

938_NANUK

PRODUIT_PRODUCT

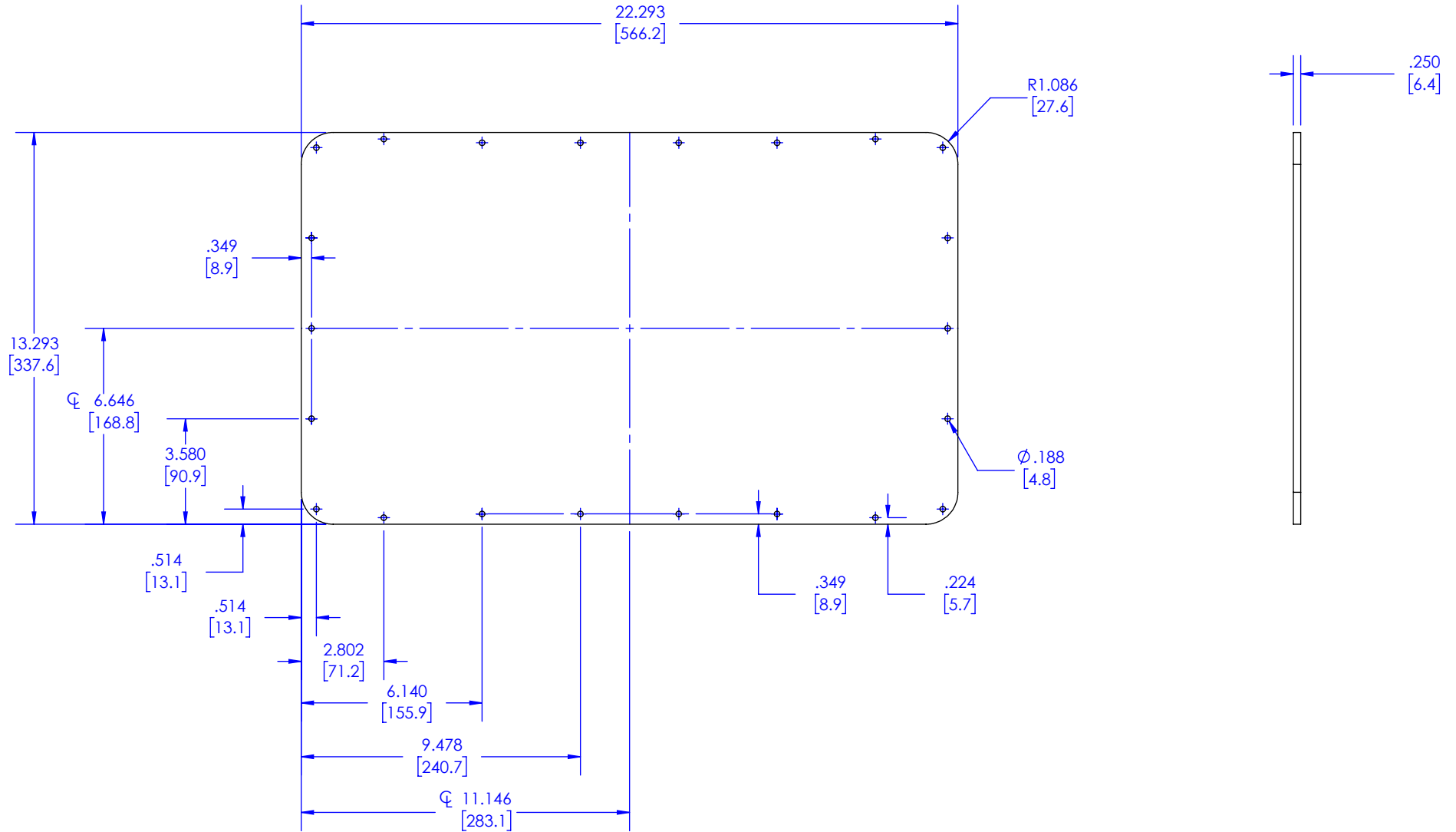
938_ALUMINIUM BEZEL PLATE_BTM

DESSIN_DRAWING

STATUS

±.030" [±0.6mm]

TOLÉRANCE_TOLERANCE



DIMENSIONS EN POUCE [MILLIMETRES] SAUF SI INDIQUÉ
DIMENSIONS ARE IN INCHES [MILLIMETERS] UNLESS OTHERWISE SPECIFIED

L'INFORMATION CONTENUE DANS CE DESSIN EST LA PROPRIÉTÉ EXCLUSIVE DE PLASTICASE INC. TOUTE REPRODUCTION EN PARTIE OU COMPLÈTE N'EST PERMISE SANS LE CONSENTEMENT ÉCRIT DE PLASTICASE INC. THE INFORMATION CONTAINED IN THIS DRAWING IS THE SOLE & EXCLUSIVE PROPERTY OF PLASTICASE INC. ANY REPRODUCTION IN PART OR WHOLE WITHOUT THE WRITTEN PERMISSION OF PLASTICASE INC. IS PROHIBITED.

ÉCHELLE_SCALE 1:5

Benjamin Coley

REPÉSENTANT_REPRESENTATIVE

Sylvain Charria

CONCEPTEUR_DESIGNER

2019-10-07

DATE

2/2